
	7+
	2-10



CONTENTS

1 UNO Spin™ Wheel

112 cards as follows:

- 19 Blue cards** - 0 to 9 (includes 5 Spin Cards #1-5)
- 19 Green cards** - 0 to 9 (includes 5 Spin Cards #1-5)
- 19 Red cards** - 0 to 9 (includes 5 Spin Cards #1-5)
- 19 Yellow cards** - 0 to 9 (includes 5 Spin Cards #1-5)
- 8 Draw Two cards** - 2 each in blue, green, red and yellow
- 8 Reverse cards** - 2 each in blue, green, red and yellow
- 8 Skip cards** - 2 each in blue, green, red and yellow
- 4 Wild cards**
- 4 Wild Draw Four Cards**
- 4 Wheel Reference Cards**

OBJECT OF THE GAME

Be the first player to score 500 points. Points are scored by getting rid of all the cards in your hand before your opponent(s). You score points for cards left in your opponents' hands.

SET UP

Place the Wheel Reference cards nearby; these will help you identify the icons on the wheel whenever it is spun.

Each player draws a card.

The person who draws the highest number deals.

Once the cards are shuffled each player is dealt 7 cards.

The remainder of the deck is placed facedown in the center of the wheel to form a DRAW pile.

The top card of the DRAW pile is turned over to begin a DISCARD pile, also in the center of the wheel.

LET'S PLAY

The person to the left of the dealer starts play.

The player taking their turn has to match the card on the DISCARD pile, either by number, color or symbol. For example, if the card is a red 7, the player must put down a red card or any color 7. Alternatively, the player can put down a Wild card (See FUNCTIONS OF ACTION CARDS).

If a NUMBER CARD played features a swirling pattern, this is a Spin card and the special rule applies (see SPIN CARDS).

If the player doesn't have a card to match the one on the DISCARD pile, they must take a card from the DRAW pile. If the card picked up can be played, the player is free to put it down in the same turn. Otherwise, play moves on to the next person in turn.

Players may choose not to play a playable card from their hand. If so, the player must draw a card from the DRAW pile. If playable, the card just drawn can be played immediately, but that player may not play a card that was already in their hand prior to the draw.

FUNCTIONS OF THE ACTION CARDS



Draw Two Card - When this card is played, the next person to play must draw 2 cards and miss their turn. This card can only be played on matching colors and other Draw Two cards. If turned up at the beginning of play, the same rule applies.



Reverse Card - Reverses direction of play. Play changes direction to the right, and vice versa. The card may only be played on a matching color or on another Reverse card. If this card is turned up at the beginning of play, the dealer goes first, and then play moves to the right instead of the left.



Skip Card - The next player in turn after this card has been played loses their turn and is "skipped." The card may only be played on a matching color or on another Skip card. If a Skip card is turned up at the beginning of play, the player to the left of the dealer is "skipped," hence the player to the left of that player commences play.



Wild Card - The person playing this card calls for any color to continue the play, including the one currently being played, if so desired. A Wild card can be played at any time - even if the player has another playable card in their hand. If a Wild card is turned up at the beginning of play, the person to the left of the dealer determines the color, which continues play.



Wild Draw Four Card - This card allows you to call the next color played and requires the next player to draw 4 cards from the DRAW pile and forfeit their turn. If turned up at the beginning of play, return this card to the deck and pick another card. **Note:** This card may only be played when the player holding it does not have a card in their hand that matches the **color** on the DISCARD pile. If the player holds matching numbers or action cards, however, this card may be played.



Spin Cards (20) - Five cards of each color (numbers 1 through 5) have a swirling pattern around the NUMBER (like a thumbprint) indicating they are Spin cards. A player may play a Spin card as they would a regular number card, however, whenever a Spin card is played, the next player must spin the wheel. **Spinning the wheel takes the place of that player's turn.** (See THE UNO SPIN™ WHEEL).

THE UNO SPIN™ WHEEL

If the player preceding you plays a Spin card, you must spin the wheel and follow the action of the icon indicated by the arrow, as follows:



Almost UNO® - The player that spun the wheel discards all but 2 cards.



Discard Number - The player that spun the wheel chooses a number in their hand and can discard all cards of that same number. You can choose to keep some cards of that number if you do not wish to discard all of them.




Discard Color - The player that spun the wheel chooses a color in their hand and can discard all cards of that same color. You can choose to keep some cards of that color if you do not wish to discard all of them.



Draw Red – Draw until you pick up a red card (or Wild card). You must keep all of the cards you have drawn.


Draw Blue – Draw until you pick up a blue card (or Wild card). You must keep all of the cards you have drawn.



Trade Hands – All players trade hands, passing to the left. If any player receives a hand with only one card, that player must yell "UNO" or the 2-card penalty applies.



Show Hand – Show your hand to all other players, giving them an opportunity to see it, and then resume normal play.



War – Each player selects the highest number card of any color in their hand (if they have one) and reveals them at the same time. The player with the highest card gets to discard that card and all other players put their cards back in their hands. If there is a tie, the tied players face-off with their next highest card, and the winner discards all the War cards they played. Play then continues with the next person after the winner taking their turn (in the current direction of play).



UNO Spin™ – All players rush to yell "UNO Spin." The first player to yell it gets to discard one card of their choice. Play then continues with the next person after the winner taking their turn (in the current direction of play).

If the Wheel causes you to discard multiple cards, you get to decide which of your cards is placed on the top of the DISCARD pile, affecting the next player's turn. Thus, you can change the color, number or symbol that is in play.

GOING OUT

When you play your second-to-last card, you must yell "UNO" (meaning "one"). If you don't yell "UNO" and another player catches you **before the next player plays**, you must draw two cards.

Once a player has no cards left, the round is over. Points are scored (see SCORING) and play starts over again.

If the last card played in a hand is a Draw Two or Wild Draw Four card, the next player must draw the 2 or 4 cards respectively. These cards are counted when the points are totaled. Likewise, if the last card played is a Spin card, the next player must spin the wheel and that action must be resolved, so that any cards drawn or discarded also affect the points totaled.

If no player is out of cards by the time the DRAW pile is depleted, the DISCARD pile is reshuffled and play continues.

SCORING

The first player to get rid of their cards receives points for cards left in all of players' hands as follows:

All number cards (0-9)Face Value
Draw Two20 Points
Reverse20 Points
Skip20 Points
Wild50 Points
Wild Draw Four50 Points

WINNING THE GAME

The WINNER is the first player to reach 500 points. However, an alternative scoring method is to keep a running total of the points each player is caught with at the end of each hand. When one player reaches 500 points, the player with the lowest points is the winner.

ALTERNATIVE WAYS TO PLAY

At the beginning of a game, players may decide on a different point value to play to (i.e. 250) instead of 500, for longer or shorter games. Players may also choose to play without keeping score, so that the first player to get rid of all of their cards is the winner.

© 2005 Mattel, Inc. 333 Continental Blvd., El Segundo, CA 90245 U.S.A. All Rights Reserved. U.S.A. Consumer Relations 1 (800) 524-8697. Mattel U.K. Ltd., Vanwall Business Park, Maidenhead SL6 4UB, Helpline 01628500303 Mattel España, S.A., Aribau 200. 08036 Barcelona. cservice.spain@mattel.com Tel: 902.20.30.10 http://www.service.mattel.com/es Mattel Portugal Lda., Av. da República, nº 9096, 2º andar Fracção 2, 1600-206 Lisboa Importado y distribuido por Mattel de México, S.A. de C.V., Insurgentes Sur # 3579, Torre 3, Oficina 601, Col. Tlalpan, Delegación Tlalpan, C.P. 14020, México, D.F. MME-920701-NB3. 59-05-51-00. Ext. 5206 ó 01-800-463 59-89 Mattel Chile, S.A., Avenida Américo Vespucio 501-B, Quilicura, Santiago. Mattel de Venezuela, C.A., Ave. Mlara, C.C. Macaracuay Plaza, Torre B, Piso 8, Collinas de la California, Caracas 1071. Mattel Argentina S.A., Curupayti 1186, (1607) - Villa Adelina, Buenos Aires. Mattel Colombia, S.A., calle 123#7-07 P5, Bogotá.

Need Assistance? In the US and Canada, service.mattel.com[®] or 1-800-524-8697, M-F 8AM - 6PM, ET.

¿Necesita ayuda? En los EE.UU. y Canadá, service.mattel.com[®] o bien 1-800-524-8697, L-V 8 a.m. - 6 p.m., huso horario del Este.
En México: 01 800 463 59 89 ó en DF y área metropolitana 59-05-51-00 Ext. 5206
*Webs in English language only * Página web solo en inglés

SERVICE.MATTEL.COM

J3719



J3719-0920